



Let's fix it – home renovation

B1-B2 - Part 1



Warm-up

- Have you ever renovated a room or a house?
- What do people usually renovate in a home?
- Is renovation fun or stressful?
- Do you have any funny renovation stories?



Vocabulary - verbs



to paint



fix



to tile / to lay tiles



to replace



to install



to decorate

Vocabulary - verbs



to wallpaper / to hang
wallpaper



to drill / use power tools



to lay bricks / to build a brick
wall



to move furniture



to cut

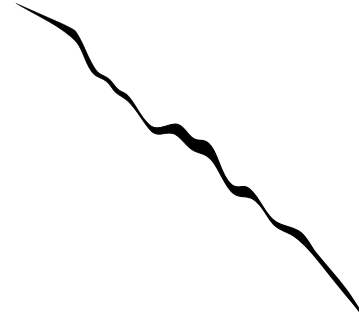


to measure


Vocabulary - additional words & tools




ladder



crack



screwdriver



permit



drill



hammer




saw



paintbrush / roller

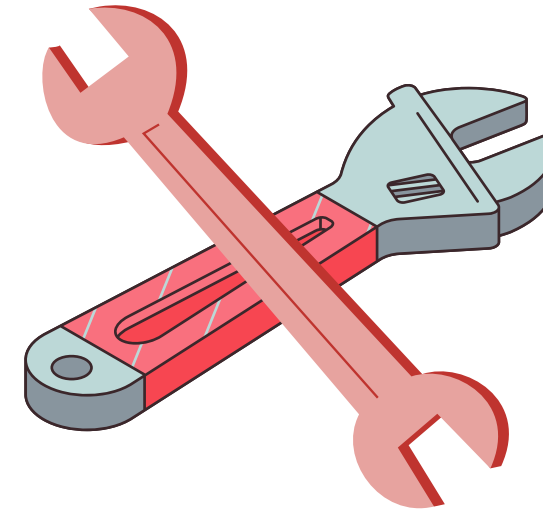
Vocabulary - additional words & tools




pliers




level




wrench




tape measure



nail




screws



dowel



utility knife



sandpaper

Vocabulary exercise - fill in the gaps

crack - move - replace - remove - tool - permit - wallpaper - fix - decorate - install

1. We want to _____ the old bathtub with a walk-in shower.
2. Before painting, we need to fix the _____ in the wall.
3. The builders arrived early to _____ the new kitchen cabinets.
4. I hurt my foot when I stepped on a _____ left on the floor.
5. We hired a designer to help us _____ the living room.
6. The plumber came yesterday to _____ the leaking pipe.
7. We had to _____ all the furniture before painting the room.
8. I can't believe how much dust there was after they _____ the tiles.
9. They plan to _____ the entire attic - they want a cozier look.
10. Our renovation was delayed because we didn't get the right building _____.

Vocabulary exercise - choose the right word

1. He climbed the (ladder / wallpaper) to reach the ceiling.
2. We set a (budget / tool) of €5,000 for the renovation.
3. The tiles were too old, so we decided to (install / replace) them.
4. She bought new (tools / ceilings) to fix the broken shelf.
5. They wanted to (paint / hammer) a new colour on the walls.
6. The (ceiling / cabinet) in the kitchen fell down during the night!
7. We asked a professional to (decorate / repair) the damaged wall.
8. They added (insulation / furniture) to keep the house warmer in winter.
9. The bathroom looks brighter after we (fixed / removed) the old lights.
10. A (basement / crack) appeared in the wall after the heavy rain.

Renovation dilemmas

1. Your bathroom is old, and you have €3,000. What would you do?
2. You started renovating, but the cost is much higher than planned. What now?
3. You and a friend have different renovation ideas. What do you say?
4. Would you rather renovate a flat or build a house from scratch?
5. Your neighbours are complaining about the noise from your renovations. What would you do?
6. You want to renovate your home, but your partner wants to move instead. How would you handle the situation?



Answer key

Gap fill

1. We want to replace the old bathtub with a walk-in shower.
2. Before painting, we need to fix the crack in the wall.
3. The builders arrived early to install the new kitchen cabinets.
4. I hurt my foot when I stepped on a tool left on the floor.
5. We hired a designer to help us decorate the living room.
6. The plumber came yesterday to fix the leaking pipe.
7. We had to move all the furniture before painting the room.
8. I can't believe how much dust there was after they removed the tiles.
9. They plan to wallpaper the entire attic - they want a cozier look.
10. Our renovation was delayed because we didn't get the right building permit.

Choose the right word

1. He climbed the **ladder** to reach the ceiling.
2. We set a **budget** of €5,000 for the renovation.
3. The tiles were too old, so we decided to **replace** them.
4. She bought new **tools** to fix the broken shelf.
5. They wanted to **paint** a new colour on the walls.
6. The **cabinet** in the kitchen fell down during the night!
7. We asked a professional to **repair** the damaged wall.
8. They added **insulation** to keep the house warmer in winter.
9. The bathroom looks brighter after we **fixed** the old lights.
10. A **crack** appeared in the wall after the heavy rain.



Let's fix it – home renovation

B1-B2 - Part 2



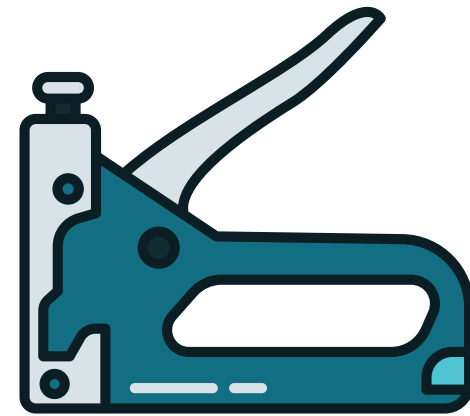
Let's talk!

1. What part of your house would you like to renovate?
2. What is the most expensive thing to renovate?
3. Would you rather do renovations yourself or hire someone?
4. Do you prefer modern or traditional interior design? Why?
5. What's something small you could do to improve your home without spending much money?


Electric/Power Tools



heat gun



staple gun



circular saw



electrical drill




jigsaw




electric
screwdriver




power washer



angle grinder



nail gun



angle grinder

What do you need ...?

1. when you want to hang a picture on the wall?
2. when there's a crack in the wall?
3. when you want to paint a room?
4. when you want to measure a window?
5. when you want to fix a loose screw?
6. when the pipe is leaking?
7. when you want to cut a wooden board?
8. when your door is too tight and won't close?
9. when you need to reach the ceiling?
10. to smooth a rough surface before painting?





DIY Disaster: The Shop Shuffle

Reading

Part 1

Tom wanted to fix a small shelf in the kitchen. "Easy job!" he said. He grabbed his toolbox, but it was almost empty. No nails, no screwdriver - nothing useful. So, he walked to the DIY store to buy what he needed. One hour later, he was back, ready to start... or so he thought.

Questions:

- What did Tom want to fix?
- Why did he go to the store?



Part 2

Tom came back to his place happy to start his DIY project. He opened the box of screws and realized his drill was broken. "No problem," he said, and he went off to the store again. At home, drill in hand, he smiled... until he found out the screws were too big! "Seriously?" he sighed.

Questions:

- What tool did Tom forget the first time?
- What was the problem with the screws?



Part 3



Back to the store he went... again! This time, he bought smaller screws and some snacks (DIY is hungry work!). At home, he finally attached the shelf to the wall.
Victory! He stepped back... and the shelf fell off.

Questions:

- What else did Tom buy this time?
- What happened to the shelf?

Part 4

Tom looked at the wall. He had drilled too close to a crack. The wall wasn't strong enough. "That's it!" he said. "I'm calling someone who actually knows what they're doing!" He made one final trip this time, to call a professional.

Questions:

- Why did the shelf fall?
- What did Tom decide to do in the end?



True or false?

1. Tom had all the tools he needed at the beginning.
2. He only visited the store once.
3. The screws were too small.
4. The shelf stayed on the wall after he finished.
5. Tom decided to get professional help in the end.



Final Discussion Questions

1. Do you enjoy doing DIY projects? Why/why not?
2. What's the most successful home improvement you've done?
3. What's the biggest renovation fail you've seen or experienced?
4. What's one tool or machine you'd love to learn how to use?
5. Would you rather live in a new home or renovate an old one? Why?
6. How much money can you save when you renovate on your own?



What do you need...? (Possible answers)

1. A hammer and a nail (or a drill and a screw).
2. Filler, sandpaper, and paint.
3. Paint, brushes or rollers, painter's tape.
4. A tape measure.
5. A screwdriver.
6. A wrench or plumber's tape (or call a plumber!).
7. A saw.
8. A plane or sandpaper.
9. A ladder.
10. Sandpaper or a sander.

True or false answers:

1. False
2. False
3. False
4. False
5. True

